

Alan Q. Wang

✉ alanqrwang@gmail.com

✉ alanqw@stanford.edu

🌐 alanqrwang.github.io

☎ +1-708-600-4160

Education

- 2024 – Present 📖 **Postdoc, Stanford University** in Computer Science and Department of Medicine.
- Affiliated with Human-Centered AI (HAI) Institute, Stanford Vision Lab (SVL), and Psychiatry/Behavioral Sciences
 - Advisor: Ehsan Adeli
- 2019 – 2024 📖 **Ph.D., Cornell University** in Electrical and Computer Engineering, minor in Biomedical Engineering.
- Thesis: “Interpretable, Robust, and Controllable Machine Learning Methods for Medical Imaging”
 - Committee: Mert Sabuncu (advisor), Chris Xu, Jayadev Acharya
- 2015 – 2019 📖 **B.Sc., University of Illinois at Urbana-Champaign** in Computer Engineering.
- Thesis: “Structural Consistency for Diverse Video Colorization with Deep Learning”

Experience

- 2024 – Present 📖 **Postdoc Scholar and Human-Centered AI Fellow.** Stanford University
Advisor: Ehsan Adeli
- 2019 – 2024 📖 **Graduate Researcher.** Cornell University
Advisor: Mert Sabuncu
- 2022 📖 **Research Intern.** Google
Designed neural network architectures for ad price prediction in first-price auctions
- 2021 📖 **Research Intern.** Google
Designed algorithms for anomaly detection and localization
- 2019 📖 **Research Intern.** MIT Lincoln Laboratory
Designed algorithms for wireless communication channels using deep networks

Research Publications

Journal Articles

1. H. Kim, B. K. Karaman, Q. Zhao, A. Q. Wang, and M. R. Sabuncu, “Learning-based Inference of Longitudinal Image Changes: Applications in Embryo Development, Wound Healing, and Aging Brain,” *Proceedings of the National Academy of Sciences*, vol. 122, no. 8, 2025.
2. M. R. Sabuncu, A. Q. Wang, and M. Nguyen, “Ethical Use of Artificial Intelligence in Medical Diagnostics Demands a Focus on Accuracy, Not Fairness,” *NEJM AI*, vol. 2, no. 1, 2025.
3. A. Q. Wang, R. Saluja, H. Kim, X. He, A. Dalca, and M. R. Sabuncu, “Brainmorph: A Foundational Keypoint Model for Robust and Flexible Brain MRI Registration,” *Machine Learning for Biomedical Imaging*, 2025.
4. A. Q. Wang, B. K. Karaman, H. Kim, J. Rosenthal, R. Saluja, S. I. Young, and M. R. Sabuncu, “A Framework for Interpretability in Machine learning For Medical Imaging,” *IEEE Access*, 2024.

5. M. Aghasizade, A. Kiyoumarsioskouei, S. Hashemi, M. Torabinia, A. Caprio, M. Rashid, Y. Xiang, H. Rangwala, T. Ma, B. Lee, A. Q. Wang, M. Sabuncu, S. C. Wong, and B. Mosadegh, "A Coordinate-Regression-Based Deep-Learning Model for Catheter Detection During Structural Heart Interventions," *Applied Sciences*, 2023.
6. T. Ma, A. Q. Wang, A. V. Dalca, and M. R. Sabuncu, "Hyper-Convolutions Via Implicit Kernels for Medical Image Analysis," *Medical Image Analysis*, 2023.
7. A. Q. Wang and M. R. Sabuncu, "A Flexible Nadaraya-Watson Head Can Offer Explainable and Calibrated Classification," *Transactions on Machine Learning Research*, 2023.
8. A. Q. Wang, E. M. Yu, A. V. Dalca, and M. R. Sabuncu, "A Robust and Interpretable Deep Learning Framework for Multi-Modal Registration Via Keypoints," *Medical Image Analysis*, 2023.
9. G. Zhou, Y. Chen, C. Chien, L. Revatta, J. Ferdous, M. Chen, S. Deb, S. D. L. Cruz, A. Q. Wang, B. Lee, M. Sabuncu, W. Browne, H. Wun, and B. Mosadegh, "Deep Learning Analysis of Blood Flow Sounds to Detect Arteriovenous Fistula Stenosis," *NPJ Digital Medicine*, 2023.
10. A. Q. Wang, A. V. Dalca, and M. R. Sabuncu, "Computing Multiple Image Reconstructions with a Single Hypernetwork," *Machine Learning for Biomedical Imaging*, 2022.
11. C. D. Bahadir, A. Q. Wang, A. V. Dalca, and M. R. Sabuncu, "Deep-Learning-Based Optimization of the Under-Sampling Pattern in MRI," *IEEE Transactions on Computational Imaging*, 2020.

Conference Papers

1. A. Q. Wang, F. Huang, B. Trang, W. Peng, M. Abassi, K. Pohl, M. Sabuncu, and E. Adeli, "Generating Novel Brain Morphology by Deforming Learned Templates," in *International Conference on Medical Image Computing and Computer Assisted Intervention*, 2025.
2. M. Nguyen, A. Q. Wang, H. Kim, and M. R. Sabuncu, "Adapting to Shifting Correlations with Unlabeled Data Calibration," in *European Conference on Computer Vision (ECCV)*, 2024.
3. X. He, A. Q. Wang, and M. R. Sabuncu, "Neural Pre-Processing: A Learning Framework for End-to-End Brain MRI Pre-processing," in *International Conference on Medical Image Computing and Computer Assisted Intervention (MICCAI)*, 2023.
4. M. Nguyen, A. Q. Wang, H. Kim, and M. R. Sabuncu, "Robust learning via conditional prevalence adjustment," in *IEEE/CVF Winter Conference on Applications of Computer Vision (WACV)*, 2023.
5. A. Q. Wang, M. Nguyen, and M. R. Sabuncu, "Learning Invariant Representations with a Nonparametric Nadaraya-Watson Head," in *Conference on Neural Information Processing Systems (NeurIPS)*, 2023.
6. E. M. Yu, A. Q. Wang, A. V. Dalca, and M. R. Sabuncu, "KeyMorph: Robust Multi-modal Affine Registration via Unsupervised Keypoint Detection," in *Medical Imaging with Deep Learning (MIDL)*, 2022.
7. A. Q. Wang, A. K. LaViolette, L. Moon, C. Xu, and M. R. Sabuncu, "Joint Optimization of Hadamard Sensing and Reconstruction in Compressed Sensing Fluorescence Microscopy," in *Medical Image Computing and Computer Assisted Intervention (MICCAI)*, 2021.

Workshop Papers





1. A. Q. Wang, A. V. Dalca, and M. R. Sabuncu, "HyperRecon: Regularization-Agnostic CS-MRI Reconstruction with Hypernetworks," in *Machine Learning for Medical Image Reconstruction at MICCAI*, 2021.
2. A. Q. Wang, A. V. Dalca, and M. R. Sabuncu, "Neural Network-Based Reconstruction in Compressed Sensing MRI Without Fully-Sampled Training Data," in *Machine Learning for Medical Image Reconstruction at MICCAI*, 2020.

3. J. Zhang, H. Zhang, A. Q. Wang, Q. Zhang, M. Sabuncu, P. Spincemaille, T. D. Nguyen, and Y. Wang, "Extending LOUPE for k-Space Under-Sampling Pattern Optimization in Multi-coil MRI," in *Machine Learning for Medical Image Reconstruction at MICCAI*, 2020.



Preprints

1. M. Nguyen, B. K. Karaman, H. Kim, A. Q. Wang, F. Liu, and M. R. Sabuncu, "Knockout: A Simple Way to Handle Missing Inputs," 2024.

Teaching

- Fall 2024  **Course Assistant.** Machine Learning for Neuroimaging (PSYC 221).
Graduate-level course at Stanford
Held office hours, answered online forum questions, and conducted recitations/lectures
- Fall 2022  **Teaching Assistant.** Applied Digital Signal Processing and Communications (ECE 5415).
Graduate-level course at Cornell Tech
Held office hours, answered online forum questions, and conducted recitations/lectures
- Spring 2020  **Teaching Assistant.** Digital Signal and Image Processing (ECE 4250).
Upper and graduate-level course at Cornell University
Held office hours, answered online forum questions, and conducted recitations/lectures
- Fall 2019  **Teaching Assistant.** Machine Learning (CS 446).
Upper-level course at University of Illinois
Responsible for grading assignments and holding office hours




Service

-  **Reviewer.** ICML, IEEE Transactions on Image Processing, IEEE Transactions on Medical Imaging, Medical Image Analysis, Neurocomputing, WACV, MELBA
-  **Organizer.** Machine Learning in Medicine (MLIM) Seminar Series





Invited Talks

- Nov 2024  **Stanford PSYC 221.** "Explainability in Deep Learning in Medical Imaging"
- Apr 2024  **Stanford Vision and Learning Lab.** "Towards Reliable and Trustworthy Machine Learning Methods in Medical Imaging"
-  **Vector Institute.** "Towards Reliable and Trustworthy Machine Learning Methods in Medical Imaging"
-  **CNS Lab at Stanford University.** "Towards Reliable and Trustworthy Machine Learning Methods in Medical Imaging"
- Feb 2024  **NYU Langone Division of Precision Medicine.** "Towards Reliable and Trustworthy Machine Learning Methods in Medical Imaging"
- Jan 2024  **MLxMed Seminar at University of Pittsburgh.** "Towards Reliable and Trustworthy Machine Learning Methods in Medical Imaging"
-  **Northern Illinois University.** "Towards Reliable and Trustworthy Machine Learning Methods in Medical Imaging"
-  **MIT CSAIL.** "Towards Reliable and Trustworthy Machine Learning Methods in Medical Imaging"
-  **A.A. Martinos Center for Biomedical Imaging.** "Towards Reliable and Trustworthy Machine Learning Methods in Medical Imaging"










Invited Talks (continued)

- Nov 2023  **BioMedIA Seminar at UCL.** “Robust and Interpretable Multi-modal Image Registration with KeyMorph”
-  **Causal Reading Group.** “A Nonparametric Approach to Learning Causal Representations”
- Jun 2023  **Cornell University Summer Research Seminar.** “A Nonparametric Approach to Classification Based on the Nadaraya-Watson Estimator”

Awards

- 2024  **Human-Centered AI (HAI) Fellow.**
- 2023  **DAAD AInet Fellow.** "Awarded twice a year to a group of outstanding international early career researchers in the field of artificial intelligence."
- 2021  **MICCAI Student Travel Award**
- 2019  **Cornell Fellowship Award**

Mentoring

- 2024-Present  Shaurnav Ghosh, Stanford undergrad
-  Su Kara, Stanford undergrad
-  Yalcin Tur, Stanford undergrad
-  Christina Liu, Caltech undergrad
-  Dean Tran, Stanford medical student
- 2024  Jirah Taylor, Stanford master's student
- 2022  Aanika Jain, high school student
- 2020  Leo Moon, Cornell undergraduate student
-  Mayur Bhandary, Cornell Tech Master's student